



Highly Commended

Programming, Apps & Robotics Year 5-6

Orlando Spiliopoulos

Magill School





WAR ON WASTE ENVIRONMENT GAME

BY ORLANDO SPILIOPOULOS

MAGILL SCHOOL

YEAR 5

AGE 10

AIM AND PURPOSE

The purpose of my game is to understand which bin rubbish goes in to help the environment. A lot of people want to do the right thing but some young people may not know which bin to put their rubbish in. So more rubbish goes to landfill than recycling.

When people play my game they get reminded of which bin to put their rubbish in and they also get to see what happens if they put their rubbish in the wrong bin. The aim of my entry is to help teach young children in a fun way how to know which rubbish goes in which bin like recycling, and waste. You can use any computer to play my game but it needs to have the internet to visit my Scratch website.

INSTRUCTIONS

There is a main game and 2 mini games.

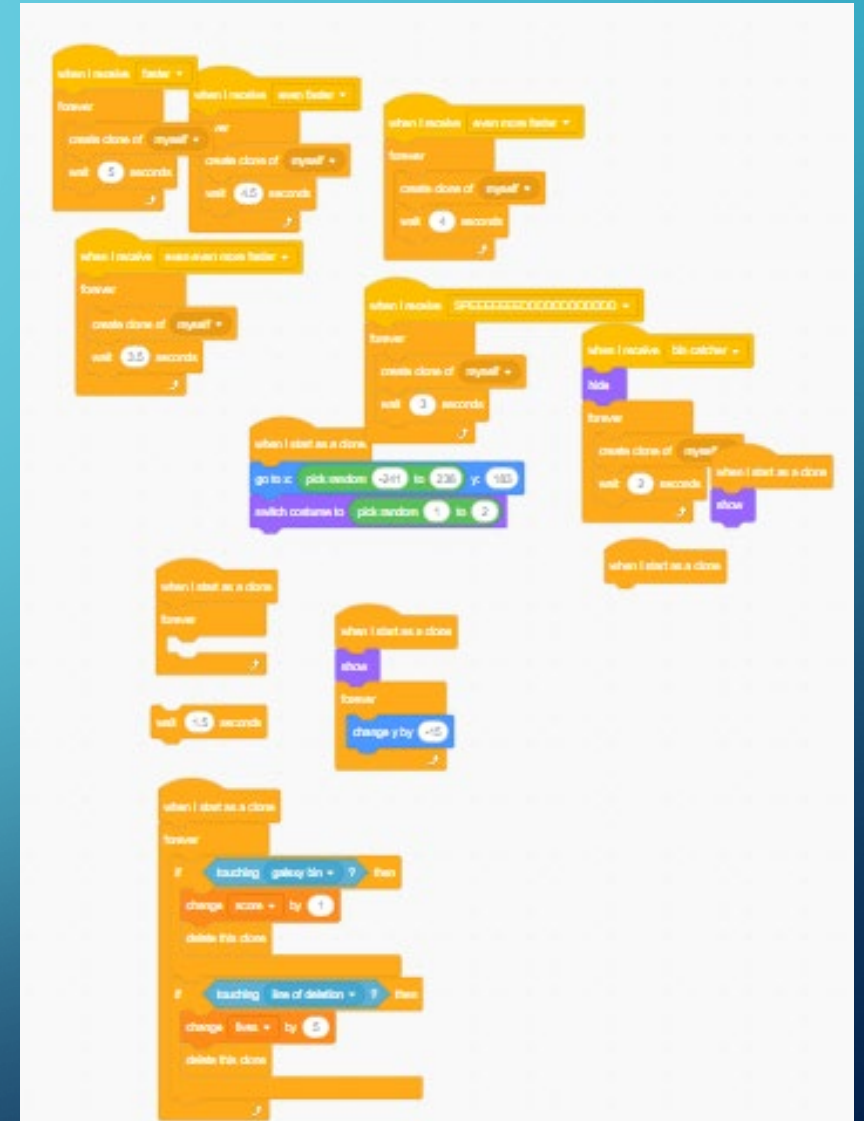
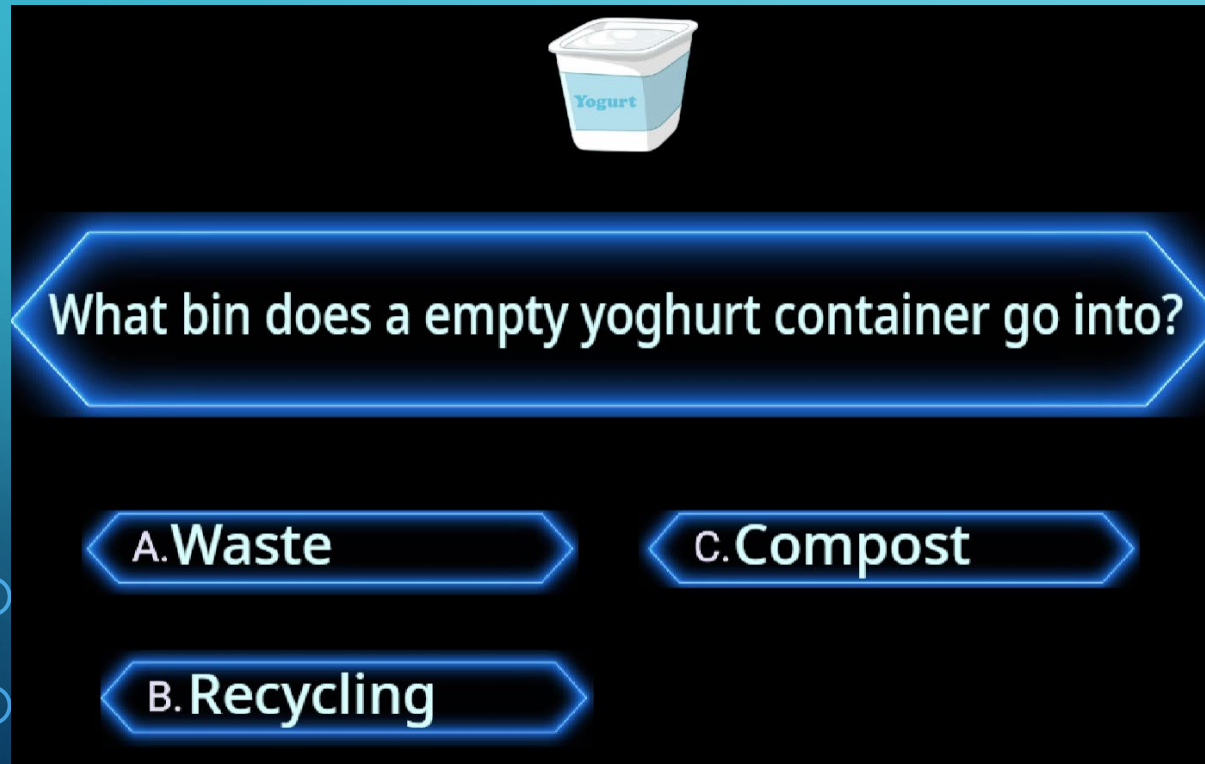
Firstly you press the green flag to start the program. After the introduction you can then press (START) to do the main game which is a educational environmental quiz about waste and its downside. Or you can choose to click on Mini games to play fun games like Which bin and Bin catch. Press the Neon lever to make everything red and black.

The aim of the main game is to get as many questions correct as you can about waste and recycling in 2 minutes. If you get an answer wrong it shows you the correct answer so you can learn from you're the right thing to do. At the end of the 2 minutes, if you get 20 or more points you win the game, if you get less than 20 points it says try again. To choose the questions for the quiz I researched online to see what common mistakes people make when choosing which bin to put their rubbish in I also researched about waste and its downsides.

After you finish the main quiz game, you can reward yourself by playing the two mini games about sorting rubbish into the correct bin.

THE GAME


This is a snippet of my game and some of the code





THE CODE

This is an example of my code. I
couldn't fit all my code on this page
but it is coded in Scratch.



SUPPORT

I did all the coding in scratch by myself but I got the audios from pixabay and gif images from tenor for my game

I tested my game myself but I also ask my family to try my game. I checked that the game worked when they played and also listened to what they liked and didn't like about the game and then I made it even better

My brother helped me to select the background for this powerpoint file.

BIBLIOGRAPHY

- <https://tenor.com/en-GB/view/climate-justice-climate-justice-now-justice-globe-earth-gif-19953596>
- <https://tenor.com/en-GB/view/animated-recycle-bin-shaky-gif-14438902>
- <https://www.theworldcounts.com/challenges/planet-earth/state-of-the-planet/world-waste-facts>
- <https://www.whichbin.sa.gov.au/>
- <https://www.campbelltown.sa.gov.au/services/waste/which-bin>
- https://www.cleanup.org.au/recycle?gad_source=1&gclid=EAlaIQobChMInuqFpYP-hgMVLqhmAh07VwI1EAAYAyAAEgIZ7PD_BwE
- https://engage.natureaustralia.org.au/content/download-sustainable-living-guide-earth-day/gjz49c?gad_source=1&gclid=EAlaIQobChMInuqFpYP-hgMVLqhmAh07VwI1EAAYASAAEgLtEPD_BwE
- <https://www.cleanup.org.au/australasian-recycling-label>
- https://www.epa.sa.gov.au/environmental_info/waste_recycling/disposing-waste